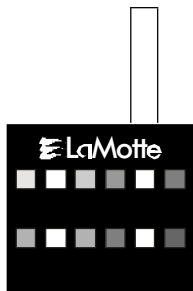




## COLORIMETRIC pH TEST EQUIPMENT

CODE 2123

### USE OF THE OCTET COMPARATOR



The Octet Comparator contains eight permanent color standards. A test sample is inserted into the openings in the top of the comparator. The sample can then be compared to four color standards at once, and the value read off the comparator. For optimum color comparison, the comparator should be positioned between the operator and a light source, so that the light enters through the special light-diffusing screen in the back of the comparator. Avoid viewing the comparator against direct sunlight or an irregularly lighted background.

### pH TEST PROCEDURE

1.



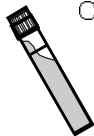
Fill a test tube (0230) to the 5.0 mL line with sample water.

2.



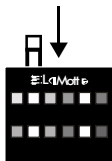
While holding dropper bottle or pipet vertically, add 10 drops of indicator solution.

3.



Cap and mix.

4.



Insert test tube into Octet Comparator. Match sample color to a color standard. Record as pH.

### LaMOTTE COMPANY

Helping People Solve Analytical Challenges®

PO Box 329 • Chestertown • Maryland • 21620 • USA  
800-344-3100 • 410-778-3100 (Outside U.S.A.) • Fax: 410-778-6394  
Visit us on the web at [www.lamotte.com](http://www.lamotte.com)